



# ANNUAL 2021 REPORT

A Community United in Service

## Because of you...

I was able to purchase my medicine. **I was warm.**

I have a place to receive my mail. **Someone listened to me.**

I was able to work because I had gas in my car.

I got a new coat. **I had a hot meal every day.** I saw a dentist.

**I was able to take a shower.** My house had the power cut back on.

My family remained in our home. **I got a cup of coffee.**

**I found acceptance and hope.** We enjoyed fresh vegetables.

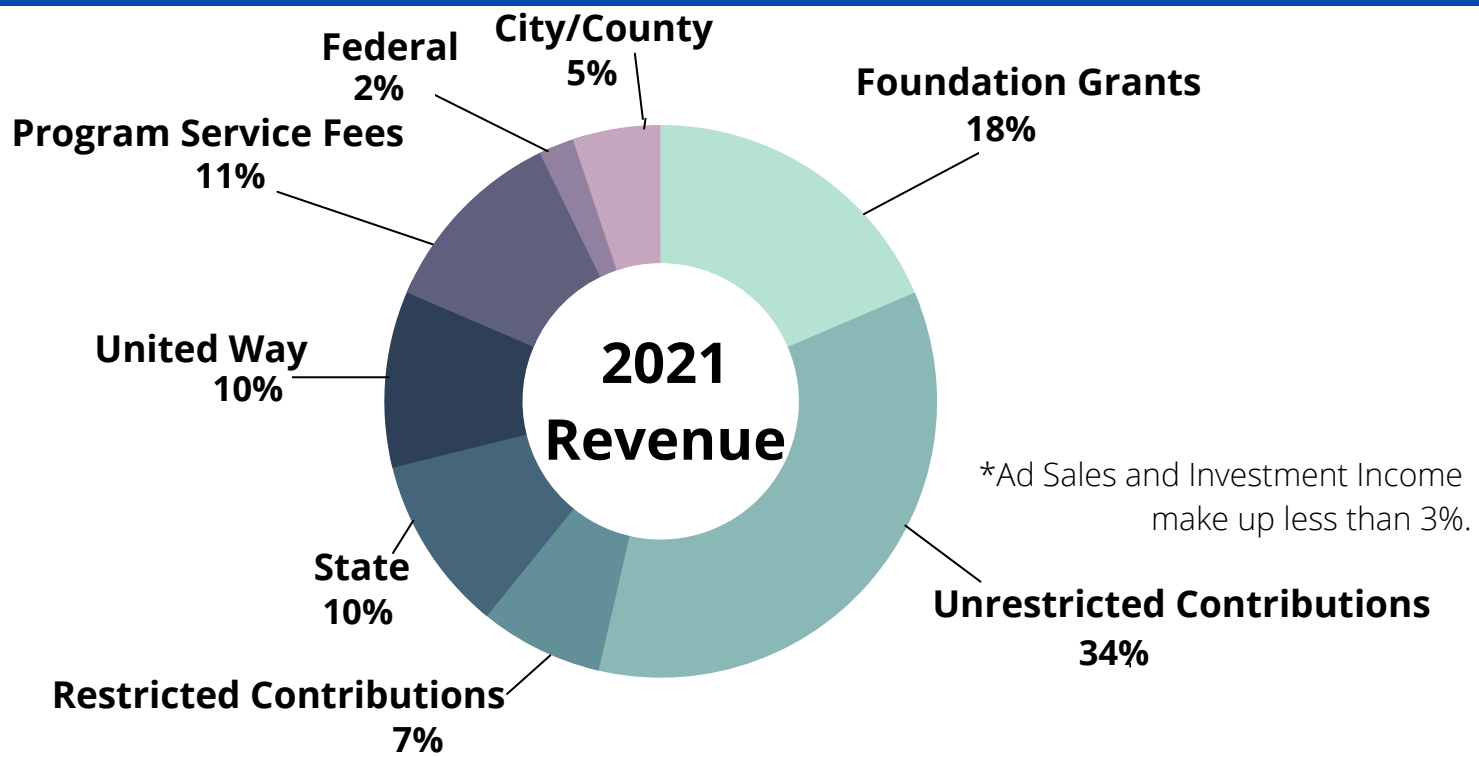
**I participated in a Bible study.** My children had Christmas.

My family shared a Thanksgiving meal. **I have a place to be.**

# Thank you!

Bringing God's People Together to  
Serve God's People in Need

# 2021 ANNUAL REPORT



**2021 Total Revenue: \$571,990**

## MEALS ON WHEELS


Hot, diet specific, lunchtime meals provided to homebound persons, through safe contactless delivery service.

- Delivered by volunteers
- Clients served in 2021: **196**
- Meals served in 2021: **22,043**
- **56%** of meals are free or partial pay
- Number of volunteers: **120**
- Volunteer hours: **4,250**

## THE OPEN DOOR

Hospitality to homeless and displaced persons by providing: coffee, showers, blankets, sleeping bags, toiletries, snacks and a place to be.

- Use of phone, computer and mailbox
- Assistance with Identification-**172**
- Transportation Assistance-**70 Bus Tickets**
- Average Homeless per Day: **10**
- Total volunteers: **5**
- Total volunteer hours: **800**
- Total number of visits to Interfaith: **5,002**
- Number of showers provided: **1,100**
- Sandwiches (courtesy of First United Methodist Church of Oxford): **3000**



Foundation Grants	\$105,450	18%
Unrestricted Contributions	\$197,304	34%
Restricted Contributions	\$37,527	7%
State	\$61,024	10%
United Way	\$55,150	10%
Program Service Fees	\$61,536	11%
Federal	\$11,617	2%
City/County	\$29,250	5%
Ad Sales	\$8,965	2%
Investment Income	\$4,167	1%

## INTEGRATIVE HEALTH COACH PROGRAM

A fitness and nutrition education program, focusing on underserved populations with lack of access to medical care, nutrition education and fitness opportunities.

- Number of Patients in Program: **40**
- Individual Coaching Sessions: **194**
- Improved Outcomes - **100%**

## MARTHA'S GARDEN

New volunteers are in place and gearing up for Spring 2022.

Executive Director APRIL LAFOLLETTE  
 Programs Coordinator JULIE EDWARDS  
 Financial Director HILLARY FOLSOM  
 Meals on Wheels Coordinator NANCY HUNNICUTT  
 SenioRx Coordinator KATHY GAINES  
 Emergency Assistance Coordinator JILL PIKE  
 Dental Coordinator SHANA WATTS

# 2021 ANNUAL REPORT

## ADULT DENTAL PROGRAM

Dental services provided to underserved low income adults and to inmates of the Calhoun County jail.

- Total served in 2021: **524**
- Served in Interfaith Clinic: **360**
- Served in Jail Clinic: **44**
- Teeth extracted: **902**
- Referred to local dentists for care: **80**
- Number of participating dentists: **11**
- Total client assistance: **\$23,645**
- Number of volunteers: **18**
- Volunteer hours: **1964**

## EMERGENCY ASSISTANCE

Provides assistance to individuals or families in crisis to prevent homelessness

- Total served in 2021: **1831 (597 children)**
- Total client assistance: **\$158,949**
- Number of volunteers: **18**
- Volunteer hours: **2076**
- Rent assistance: **17%**
- Prescription assistance: **15%**
- Heat and Utility assistance: **60%**
- Other assistance: **8%**

Emergency Assistance (EA)	\$232,400	44%
Meals on Wheels	\$149,438	28%
SenioRX	\$56,547	11%
Dental	\$43,424	8%
Christmas Clearing House (CCH)	\$19,737	4%
*Management	\$13,235	2%
Community Health Program	\$10,754	2%
*Fundraising	\$3,371	0.06%
*Open Door	\$330	0.0006%
*Garden	\$724	0.001%

\*Management, Open Door, Fund Raising and Garden amounts added together make 3% or less of 2021 expenses.

## CHRISTMAS CLEARING HOUSE

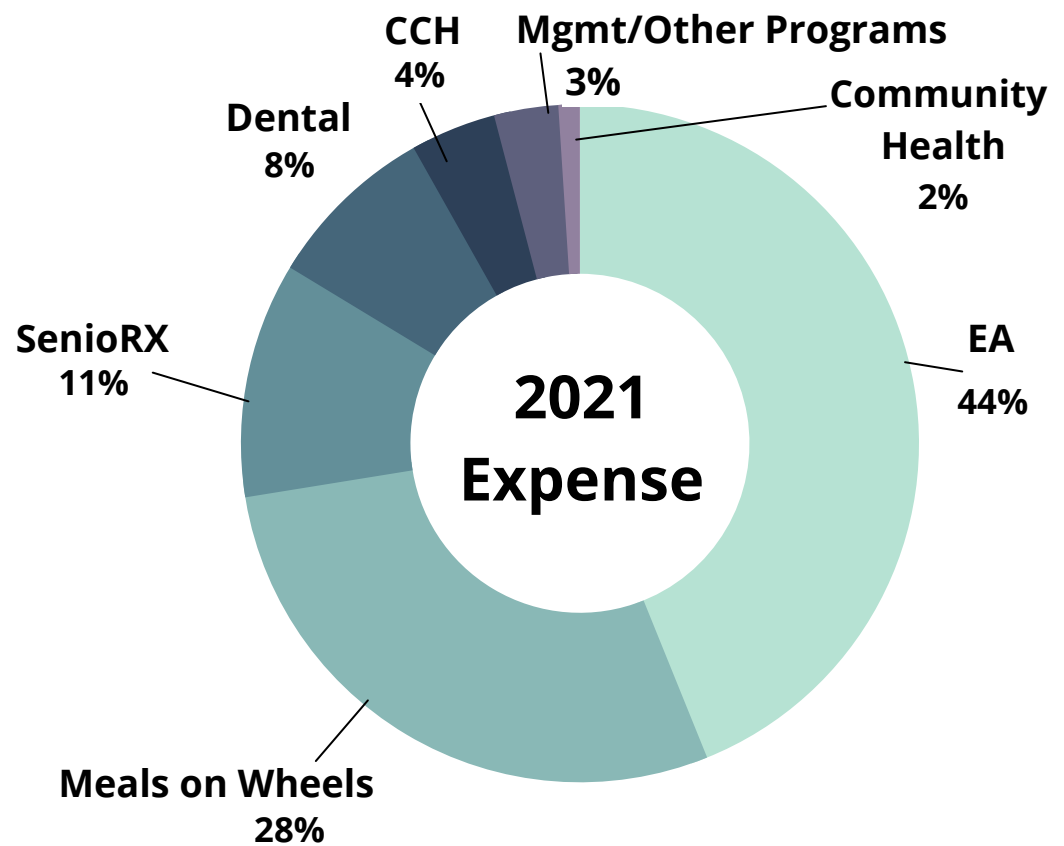
Christmas assistance for families and individuals living below the poverty level.

- Organized and overseen by staff (due to covid)
- Families served in 2021: **130**
- Children served in 2021: **364**
- Individuals served in 2021: **547**
- Total client assistance in 2021: **\$15,475**
- Number of volunteers: **8**
- Volunteer hours: **67**

## SENIORX

Long term prescription assistance for those without prescription insurance or those who have exceeded their Medicare Part D gap

- Cooperative effort with East Alabama Planning Commission, local physicians, and pharmaceutical companies.
- Clients served in 2021: **1260**
- New clients enrolled in 2021: **152**
- Prescriptions accessed in 2021: **3710**
- Dollar value of prescriptions accessed in 2021: **\$ 5,723,799**
- Dollar value of prescriptions accessed since 2002: **\$ 61,529,648**



**2021 Total Expenses: \$529,960**

**2021 Net Income: \$42,030**

Ending Balance of Checking Account 2021  
\$157,410

Long Term Investments: \$248,871.51

Total Volunteer Hours: 9,157

Ending Balance of Investments 2021  
\$146,456

Total Available Funds for 2021: \$303,866

Total Volunteers: 169

# IFM Makes Commitment to Strengthen Financial Legacy

Long Term Investing with The Community Foundation of Northeast Alabama (CFNEA) is a wonderful way to ensure the legacy of Interfaith Ministries continues for years to come. After extensive research and presentations to our Executive Board and Advisory Board, it was determined we would invest \$100,000 into the CFNEA Long Term pool (within the Non-Endowed fund) and \$100,000 into the CFNEA Environmental-Social-Governance pool (within the Non-Endowed fund). We appreciate your trust as we steward our community's donations to ensure the needy are served.

Address Service Requested

**Interfaith Ministries, Inc.**  
1431 Gurnee Avenue, Suite A  
P.O. Box 1444  
Anniston, AL 36202

